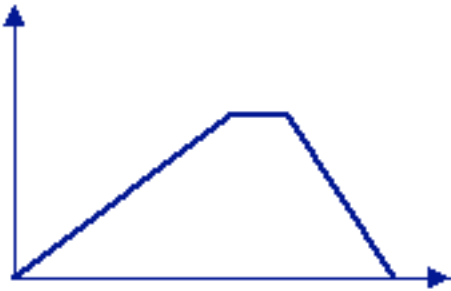


Hiking Up Mt. San Jacinto

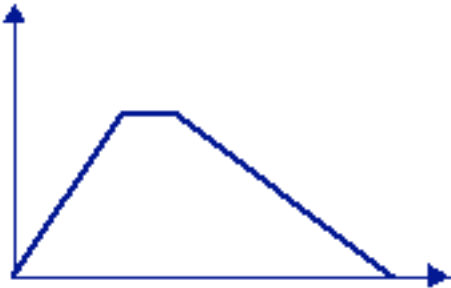
One morning, Tom hiked up Mt. San Jacinto, traveling at a constant rate. When he got to the top, he stopped for a while and had lunch. Then he hiked down at a constant rate, but went faster than he had in the morning. Which graph illustrates the distance that Tom hiked that day?



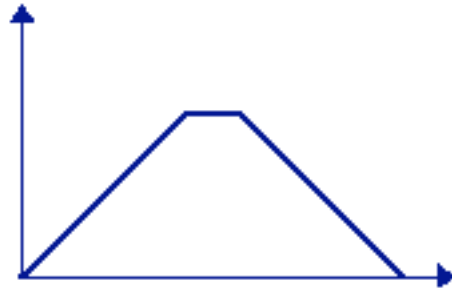
Graph A



Graph B



Graph C



Graph D



Graph E